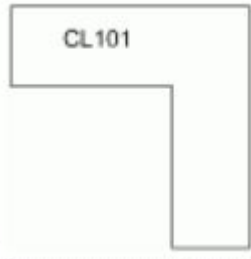


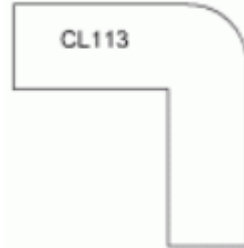


Solid Surface Edge Profiles

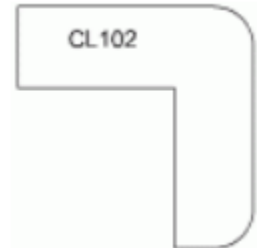
for solid surface countertops



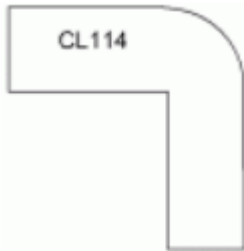
Eased Edge



3/8 Roundover



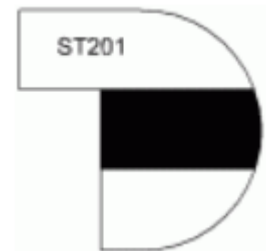
1/4 Roundover T&B



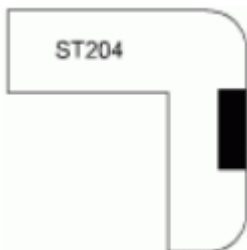
3/4 Roundover



Bullnose



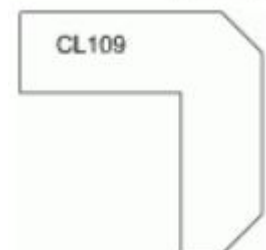
Bullnose Sandwich



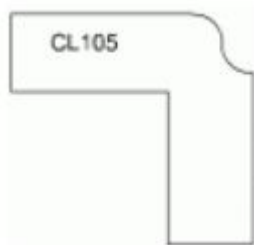
1/4 Roundover Sandwich



Bevel



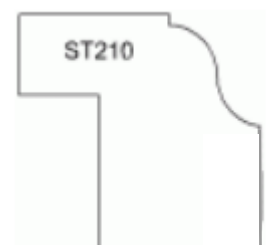
T&B Bevel



3/8" Small Ogee



5/8" Large Ogee



Large Roman Ogee